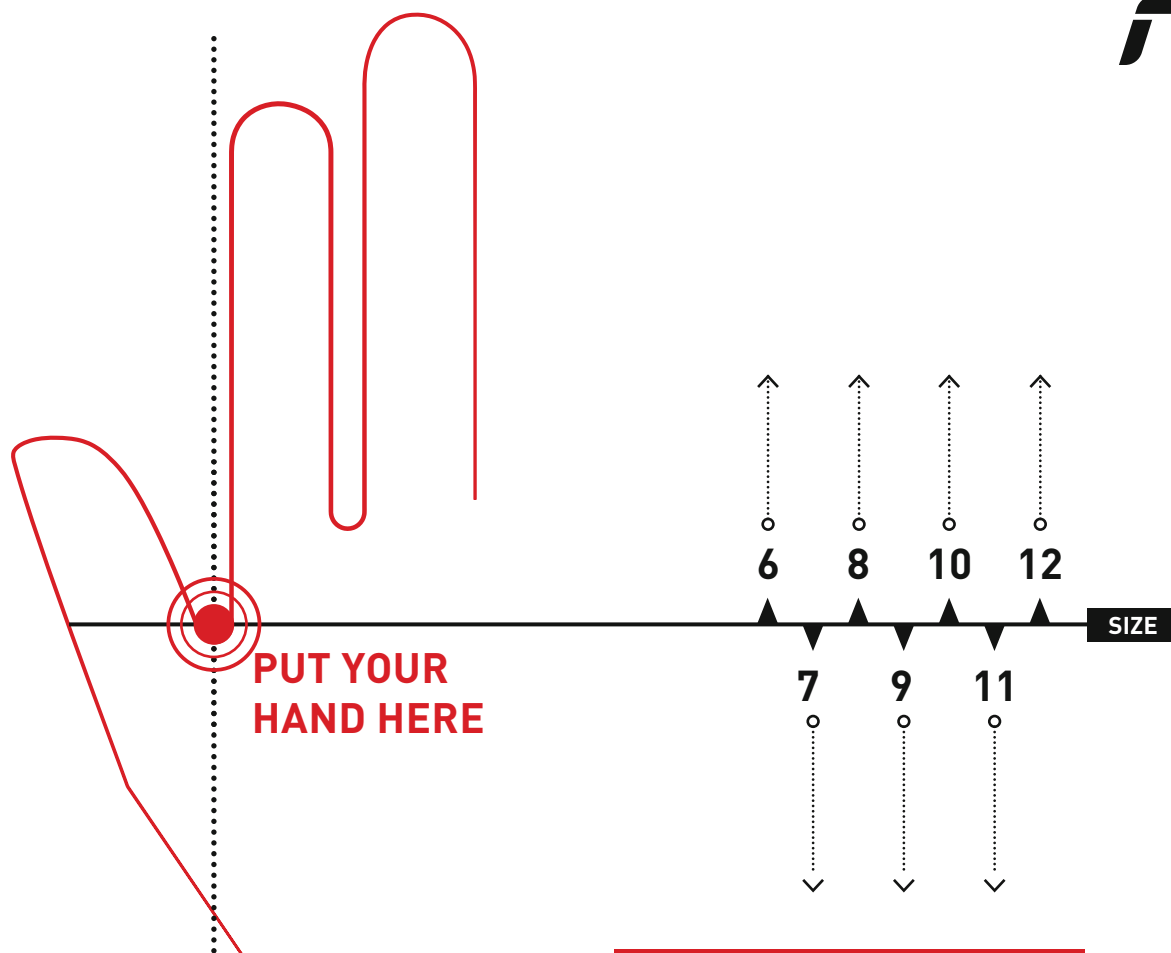




# SIZE CHART. Unisex





## 3 STEPS TO IDENTIFY YOUR GLOVE SIZE.

- 1 Use a measurement tape or any yarn
- 2 Measure your hand circumference on the widest part of the hand.
- 3 Read the digits on the tape measure or measure the yarn with a tape measure and refer to the size chart.

We recommend that you choose the larger size in case you are between two sizes.

ADULT	
SIZE	CM (HAND CIRCUMFERENCE)
6	15,20
6,5	16,50
7	17,80
7,5	19,10
8	20,30
8,5	21,60
9	22,90
9,5	24,20
10	25,40
10,5	26,70
11	27,90
11,5	29,20
12	30,50



**IMPORTANT:** all charts and figures are helpful tools to find the right size, however it is of utmost importance to try a glove on to find your individual, preferred fit.